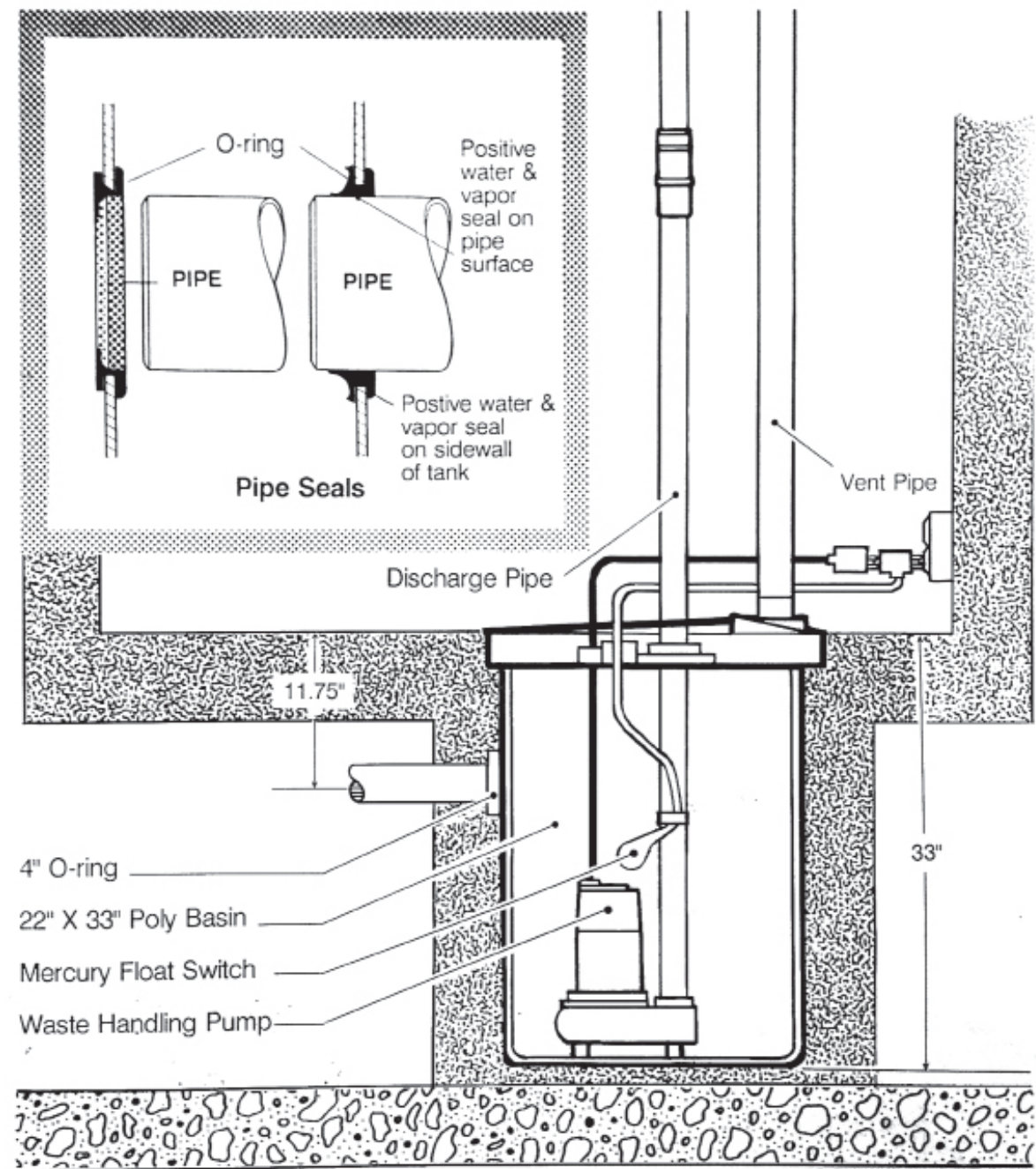


Typical Basin Installation



Polyland Basins

Not just polyethylene basins, but basins manufactured with high grade materials and by highly experienced personnel.

You can be assured that a polyethylene basin created and purchased from Polywest will be the best product available in today's marketplace.

Our polyethylene basins are:

- Designed to make the job easier for everyone.
- Manufactured to stand up to the roughest handling
- Contain features that make us a leader in the industry



About Polywest Ltd:

Polywest Ltd has worked hard, through both acquisition and organic growth, to become a key supplier of quality liquid handling products in Canada and the US. Since 1995, we have enjoyed unprecedented growth, establishing ourselves as the "Go To" supplier of quality liquid handling products.

This success has been accomplished with top products from the most respected manufacturers in North America. Companies such as Norwesco Inc., ZCL, Banjo Corporation, Spraying Systems, John Blue, Honda, GPI and Delavan have put their confidence in Polywest to offer their products professionally and at a price that will promote continued growth.



WINNIPEG • SASKATOON • EDMONTON
www.polywest.ca • 1-855-POLYWEST



Features and Benefits

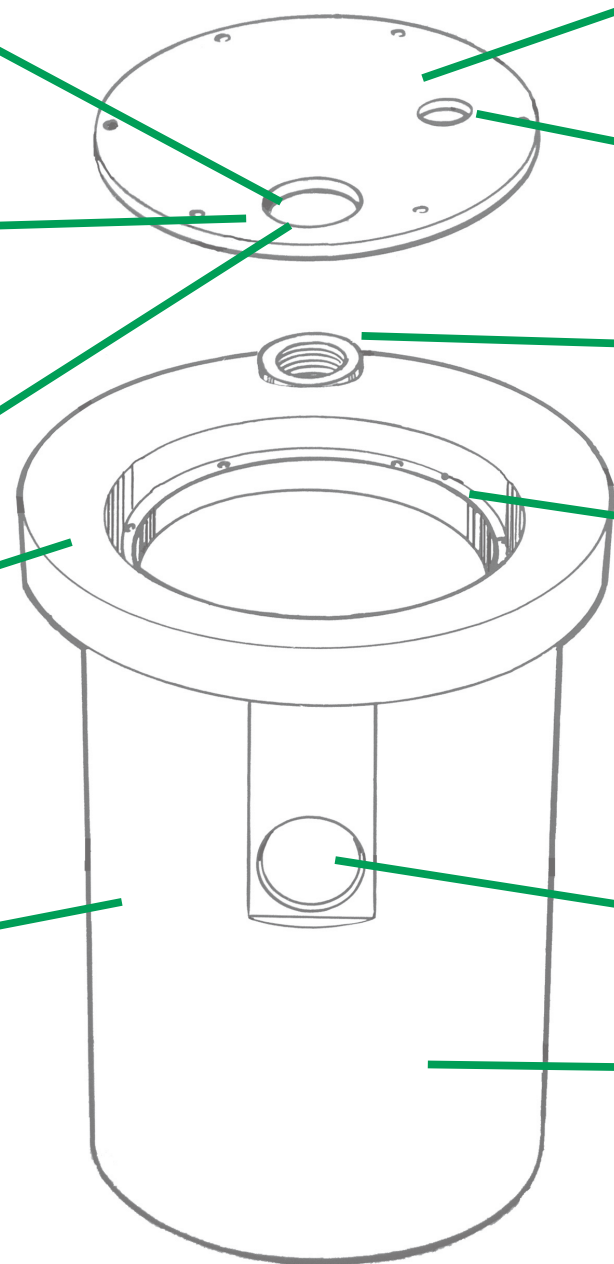
2" and 3" discharge O-ring, which is included with sewage basin.

Discharge opening offset to allow easy pump positioning.

Neoprene gasket tape seals the lid to the tank, included with sewage basin and sump pit.

Cover moulded as one piece with the tank for extra strength, and no installation distortion, as well as no debris in the tank itself.

Larger capacity of tank helps lengthen pump cycle for longer pump life.



Stamped HD polyethylene lid to guarantee proper hole dimensions and positioning.

2" electrical grommet creates an allowance for up to 3 cords, which are included with sewage basin and sump pit.

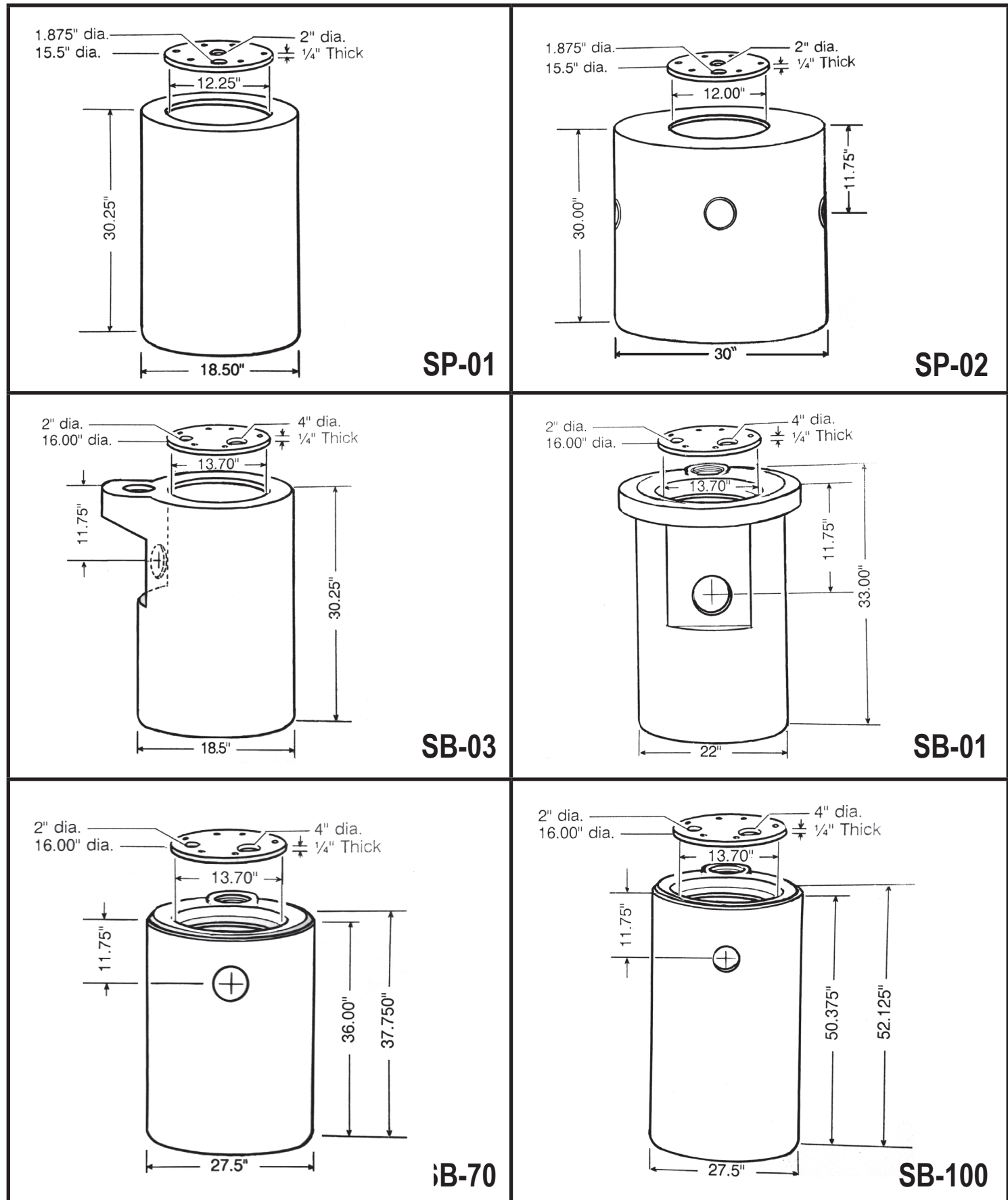
3" moulded vent thread, moulded in the tank for ease of service to the pump.

Inserts moulded in the tank to avoid any corrosion or debris that may damage threads.

4" inlet O-ring gives a positive seal to inlet pipe, included with sewage basins.

Created out of rotationally moulded, tough, impact resistant, corrosion proof polyethylene.

Models Available



Model	Description	Capacity		Diameter (inches)	Height (inches)	Weight
		Imp. Gal.	US Gal.			
SP-01	Sump pit	29	35	18.5	30	15
SP-02	Sump pit	76	91	30	30	25
SB-03	Sewage basin	29	35	118.5	30	18
SB-01	Sewage basin	44	53	22	33	24
SB-70	Sewage basin	68	82	27.5	40	32
SB-100	Sewage basin	96	115	27.5	50	52